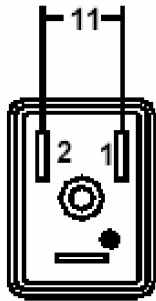


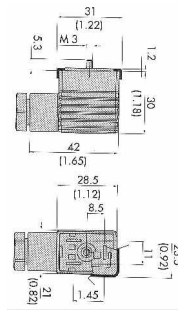
Industrial Form B – 11mm Connectors For Solenoid Valve Applications


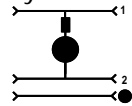
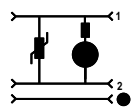
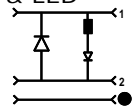


Actual Size

GROUND PIN LOCATION can be rotated 180° when the connector is wired.

Connectors



Part Numbers	Poles	Gland Size	12-24V	110-130V
Without Components 	3	Pg9 (.24" to .32")	M1-NS2-000	M1-NS2-000
LED Only 	3	Pg9 (.24" to .32")	M1-TS2-L01	M1-TS2-L02
Varistor & LED 	3	Pg9 (.24" to .32")	M1-TS2-VL1	M1-TS2-VL2
Diode & LED 	3	Pg9 (.24" to .32")	M1-TS2-DL1	M1-TS2-DL2

Technical Information

Connection Voltage	As Listed in Drawing	Max Wire Size	16 AWG
Nominal Power	10A (16A Maximum)	Center Screw	M3 x 32.5mm
Insulation Group	VDC 0110 1/89 Class C	Temperature Range	-2° to +176° F
Connector Material	Glass Reinforced Polypropylene	Varistor Clamp – 24/110	42V / 185V
Protection Rating	IP 65	Diode Type	1N4007
Contact Resistance	≤ 4 mΩ	Rectifier Factor	X .9

To locate additional product specifications and technical drawings go to www.asi-ez.com