





CBD Series

with UL94V-0 polyamide insulating body

- UL94V-0
- universal mounting onto both PR/DIN and PR/3 type rails - according to IEC 60715 Std., "G32" and "TH/35" types
- **CESI 01 ATEX 090 U** Ex e  certificate I M2 / II 2 G D operating temperature range: -40 ÷ +80 °C
- **CoC IEC Ex CES 09.0009U** Ex e II
- when rail assemblies are to be manufactured for potentially explosive environments (Ex e) please refer to the instructions given on page A14
- available in standard (beige RAL 1001 colour) or (Ex) i "intrinsic safety" circuits (blue RAL 5015 colour)



(*): 150 A factory wiring only

beige version	
(Ex)i version	
TECHNICAL CHARACTERISTICS	
function / type	
rated cross-section	(mm²)
connecting capacity	
flexible	(mm²)
rigid	(mm²)
max. flexible with ferrule (mm²)-ferrule type	
rated voltage / rated current / gauge	conf. to IEC 60947-7-1
rated voltage / rated current / AWG / tightening torque value	UL (Ex e) rated voltage  (V)
rated impulse withstand voltage / pollution degree	
insulation stripping length	(mm)
tightening torque value (test / max)	(Nm)
height / width / thickness	 TH/35 7,5 mm
height / width / thickness	 TH/35 15 mm
height / width / thickness	 G32


CBD.50	
Cat. No.	CB710
CBD.50 (Ex)i	
Cat. No.	CBX72
feed-through	50
1,5 ÷ 50	
1 ÷ 70	
50 - WP500/40	
800 V / 150 A / B9	
600 V / 130 A (*) / 16-1 AWG / 33,2 lb.in.	
630 V / 630 V	
8 KV / 3	
22	
2,5 / 5	
62 / 57 / 18	
70 / 57 / 18	
66 / 57 / 18	

CBD.70	
Cat. No.	CB810
CBD.70 (Ex)i	
Cat. No.	CBX82
feed-through	70
1,5 ÷ 95	
1 ÷ 95	
-	
800 V / 192 A / B11	
600 V / 220 A / 12 - 4/0 AWG / 50 lb. in.	
630 V / 630 V	
8 KV / 3	
26	
3 / 8	
71 / 62 / 20,5	
79 / 62 / 20,5	
75 / 62 / 20,5	

APPROVALS



ACCESSORIES

End sections	beige blue
Permanent cross connection (same, Ex e version)	
Rated current carrying capacity of jumper (same, Ex e version)	(A)
Switchable cross connection	
Multiple common bar	250 mm
Shunting screw and sleeve (same, Ex e version)	
Coloured partition	red, green, white
Cross connection barrier	red
Test plug socket	
Test plug	
Modular test plug	
End section for modular test plug	
Numbering strip	
Warning plate	on adjacent terminal blocks
Cover for cross-connection	
Marking tag	printed or blank
End bracket	
Mounting rail according to IEC 60715 Std.	

Type	Cat. No.
CB50/PT	CB711
CB50/PT (Ex)i	CBX73
POF/07 (PFX/07)	POF07 (PFX07)
150 / (150)	
POS/77	POS77
PMP/07	PMP07
CPM/07 (CPX/07)	CPM07 (CPX07)
DFU/5	DU05..
DFM/700	DF700
PSD/C	PD003
SDD/2	DD002
-	
-	
-	
TUM/07 on 3 and on 4	TUM07
-	
PRP/8	PRP08
CNU/8/51	NU0851
CSC	CS...
BTU for PR/DIN and PR/3	BT005
BT/DIN/PO for PR/DIN only	BT001
BT/3-BTO for PR/3 only	BT003-BT007
PR/DIN/AC of steel	PR001
PR/DIN/AS same with slots	PR004
PR/DIN/AL of aluminium	PR002
PR/3/AC of steel	PR003
PR/3/AS same with slots	PR005

Type	Cat. No.
CB70/PT	CB811
CB70/PT (Ex)i	CBX83
POF/08 (PFX/08)	POF08 (PFX08)
192 / (155)	
POS/08	POS08
PMP/08	PMP08
CPM/08 (CPX/08)	CPM08 (CPX08)
DFU/6	DU06..
DFM/700	DF700
PSD/C	PD003
SDD/2	DD002
-	
-	
-	
TUM/08 on 3 and on 4	TUM08
-	
PRP/8	PRP08
CNU/8/51	NU0851
CSC	CS...
BTU for PR/DIN and PR/3	BT005
BT/DIN/PO for PR/DIN only	BT001
BT/3-BTO for PR/3 only	BT003-BT007
PR/DIN/AC of steel	PR001
PR/DIN/AS same with slots	PR004
PR/DIN/AL of aluminium	PR002
PR/3/AC of steel	PR003
PR/3/AS same with slots	PR005

www.asi-ez.com