


CBC Series

with polyamide insulating body


- UL94V-0
- reduced overall dimension
- "Easy bridge" system: double possibility to insert multi-pole cross-connections (PTC), without the need of additional protection
- mounting onto PR/3 type rails - according to IEC 60715 Std., "TH/35" type




The accuracy in the design, allows that terminal blocks having different cross-sections can nevertheless guarantee visual uniformity once the rail assembly is made.

Easy Bridge System


The cross-connection can be supplied in "standard" sizes, for 2-3-5-10 poles, alternatively in lengths of 250 mm.



1



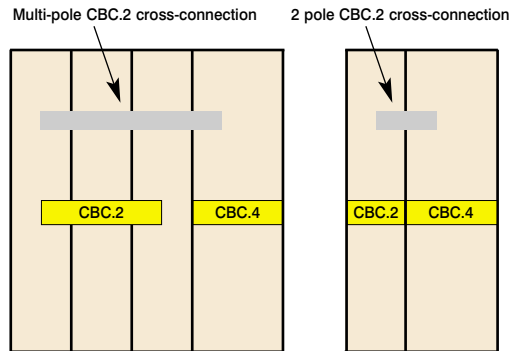
2



3

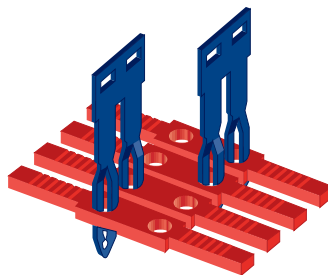



4



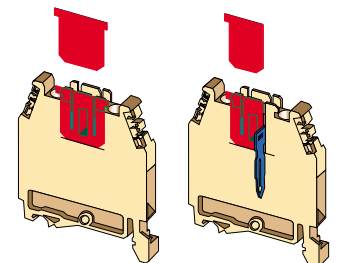
- 1-2 - After having cut the bar according to the number of poles, insert the cross-connection, in the appropriate groove of the terminal block.
- 3 - At this point, by using the blade of a screwdriver, push down the cross-connection until it reaches its blocking point.
- 4 - To remove the cross-connection, it is sufficient to insert the blade of the screwdriver in the slot provided in the upper part of the jumper itself, then lift it up and finally extract it.

The jumpers can be used to connect in parallel terminal blocks having equal cross-section and the first of the adjoining group of terminal blocks of different size



DFM/900

DFM/800






The "Easy Bridge" connection system guarantees the most diversified transversal connecting possibilities, even staggered.

CBC Series

with polyamide insulating body

- UL94V-0
- reduced overall dimension
- "easy bridge" system: multi-pole cross-connection without the need to be protected
- mounting onto PR/3 type rails - according to IEC 60715 Std., "TH/35" type



SDC mounted

SDC/P mounted

SDC - SDC/P with conductors

standard version
(Ex)i version

CBC.6 cat. No. CBC06
CBC.6 (Ex)i cat. No. CBI06

CBC.10 cat. No. CBC10
CBC.10 (Ex)i cat. No. CBI10

TECHNICAL CHARACTERISTICS

function / type	
rated cross-section (mm ²)	
connecting capacity	
flexible (mm ²)	
rigid (mm ²)	
rated voltage / rated current / gauge	conf. to IEC 60947-7-1
rated voltage / rated current / AWG	UL - cUL
rated impulse withstand voltage / pollution degree	
insulation stripping length (mm)	
tightening torque value (test / recommended) (Nm)	
position on type MK6703D power screwdriver	
pitch (mm)	

feed-through	6
	0,5 ÷ 10
	0,5 ÷ 10
	800 V / 41 A / A5
	600 V / 50 A / 20-8 AWG
	12 kV / 3
	10
	0,8 / 1,4
	1
	10


feed-through	10
	1,5 ÷ 16
	1,5 ÷ 16
	800 V / 57 A / B6
	-
	12 kV / 3
	12
	1,2 / 1,9
	1
	12

APPROVALS



UL, cUL,
pending 

ACCESSORIES

End sections	beige blue
Permanent cross connection (pre-assembled)	
Rated current carrying capacity of jumper	
Multiple common bar	250 mm
Shunting screw and sleeve	
Coloured partition	red, green, white
Cross connection barrier	red
Test plug socket	
Test plug	
Composable test plug	
Polarising element	
End section for composable test plug	
Numbering strip	
Warning plate	on adjacent terminal blocks
Cover for cross-connection	
Marking tag	printed or blank
End bracket	
Mounting rail according to IEC 60715 Std.	

Type	Cat. No.
CBC.2-10/PT	CB061
CBC.2-10/PT(Ex)i	CBI061
PTC/6/02 poles	PTC0602
PTC/6/03 poles	PTC0603
PTC/6/05 poles	PTC0605
PTC/6/10 poles	PTC0610
PTC/6/00 42 poles	PTC0600
In=41 A	
-	
DFU/4	DU04..
DFM/800 - DFM/900	DF800-900
-	
-	
-	
-	
SNZ/8	SN004
-	
CNU/8	NU...
CSC	CS....
BTU for PR/DIN and PR/3	BT005
BT/3 for PR/3 only	BT003
PR/3/AC of steel	PR003
PR/3/AS same with slots	PR005

Type	Cat. No.
CBC.2-10/PT	CBC061
CBC.2-10/PT(Ex)i	CBI061
PTC/10/02 poles	PTC1002
PTC/10/03 poles	PTC1003
PTC/10/05 poles	PTC1005
PTC/10/10 poles	PTC1010
PTC/10/00 25 poles	PTC1000
In=57 A	
-	
DFU/4	DU04..
DFM/800 - DFM/900	DF800-900
-	
-	
-	
-	
SNZ/10	SN005
-	
CNU/8	NU...
CSC	CS....
BTU for PR/DIN and PR/3	BT005
BT/3 for PR/3 only	BT003
PR/3/AC of steel	PR003
PR/3/AS same with slots	PR005

To locate additional product specifications and technical drawings go to www.asi-ez.com