

## Contact elements



LPX CB...



Order code	Function	Q.ty per pkg	Wt [kg]
		n°	[kg]
Screw termination. Direct snap-on mounting on LPZ... control station base.			
LPX CB10⊕	NO⊕	10	0.012
LPX CB01 ⊖	NC⊖	10	0.012

- ⊕ Not suitable for push-push actuators.
- ⊖ Direct opening operation ⊖ in accordance with IEC/EN 60947-5-1.

## LED intergrated lamp-holder elements steady light



LPX LPB...



Order code	Rated auxiliary supply voltage [V]	LED colour	Q.ty per pkg	Wt [kg]	
			n°	[kg]	
Screw termination. Steady light. Direct snap-on mounting on LPZ... control station base.					
LPX LPB B3	12-30VAC/DC	Green	10	0.016	
LPX LPB B4		Red	10	0.016	
LPX LPB B5		Yellow	10	0.016	
LPX LPB B6		Blue	10	0.016	
LPX LPB B8		White	10	0.016	
LPX LPB E3		85-140VAC	Green	10	0.016
LPX LPB E4			Red	10	0.016
LPX LPB E5			Yellow	10	0.016
LPX LPB E6	Blue		10	0.016	
LPX LPB E8	White		10	0.016	
LPX LPB M3	185-265VAC		Green	10	0.016
LPX LPB M4			Red	10	0.016
LPX LPB M5			Yellow	10	0.016
LPX LPB M6		Blue	10	0.016	
LPX LPB M8		White	10	0.016	

Protection against stray currents in wiring and flickering phenomenon reduction

## Marking accessories



LPX AU100

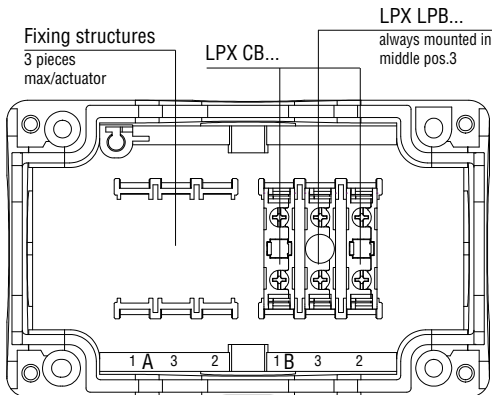


LPX AU110

Order code	Description	Q.ty per pkg	Wt [kg]
		n°	[kg]
LPX AU100	Legend holder for blank or engraved plastic label	50	0.001
LPX AU109	Engravable silver plastic label for LPX AU100 holder	50	0.002
LPX AU110	EMERGENCY STOP adhesive label (34.5x65mm/1.4x2.6")	12	0.001
General labels for LPX AU100 holder⊕.			
8 LM2T AGB225	START	50	0.001
8 LM2T AGB230	STOP	50	0.001

- ⊕ Plastic labels are available in different languages. Refer to the general catalogue or contact Customer Service (Tel. +39 035 4282422; email: service@LovatoElectric.com).

Mounting position on the LPZ... control station base



## Operational characteristics

- Ambient conditions:
  - Operating temperature: -25...+70°C
  - Storage temperature: -40...+85°C
- Any mounting position is allowed
- Snap on mounted on LPZ... control station base in fixing structures
- Maximum of 3 LPX CB... contacts or 2 LPX CB... contacts and 1 LPX LPB... lamp holder (in middle pos. 3) for each actuator of LPZ... control stations
- Degree of protection IEC/EN IP20
- Tightening torque Tmax: 1Nm/9lbin.

## General characteristics

### CONTACT ELEMENTS

Wiping action and dual scaping-oscillating effect  
IEC rated insulation voltage: 690V  
IEC rated thermal current Ith: 10A  
Conductivity: 1mA 5V  
UL/CSA and IEC/EN 60947-5-1 designation: A600 Q600

IEC/EN operational characteristics in AC15 category:


[V]	12	24	48	120	240	400	480	500	600
[A]	6	6	6	6	3	1.9	1.5	1.4	1.2

IEC/EN operational characteristics in DC13 category:

[V]	12	24	48	125	250	440	500	600
[A]	3	3	1.5	0.55	0.27	0.15	0.13	0.1

Short circuit protection fuse: max calibre 10A gG/SC  
Contact resistance: ≤20mΩ  
Terminals: Clamp screw and washer.

## Stroke of contact elements



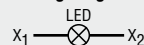
## Mechanical and electrical endurance of contact elements

Opening force: ≤0.5kg / 1.1lb  
Electrical life: LPX CB10 1,000,000 cycles  
LPX CB01 1,000,000 cycles.

## LAMP-HOLDER ELEMENTS

- Rated auxiliary supply voltage: 12-30VAC/DC; 85-140VAC; 185-265VAC
- Maximum consumption: 17mA (12-30VAC/DC), 20mA (85-140VAC), 17mA (185-265VAC)
- Protection:
  - Against over voltages
  - Against stray currents in wiring
  - Withstand to vibrations
  - Flickering phenomenon reduction
- Electrical life: 100,000 hours.

## Wiring diagram



## Maximum conductor cross section

1 or 2 2.5mm<sup>2</sup> or AWG14 cables.

## Certifications and compliance

Certifications obtained: UL Listed for USA and Canada (cULus - File E93601), as Auxiliary Devices.  
Certifications pending completion: CCC, RINA, GOST.  
Compliant with standards: IEC/EN 60947-1, IEC/EN 60947-5-1, UL508, CSA C22.2 n°14.