
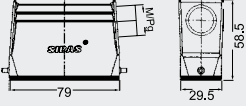
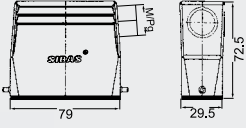

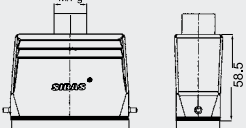
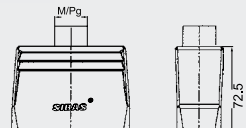


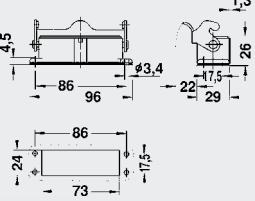
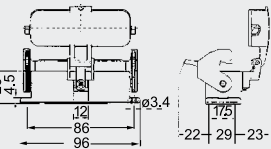

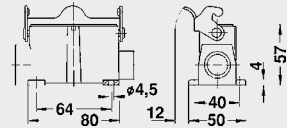
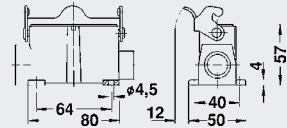
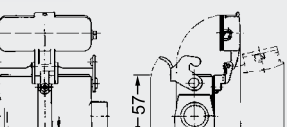
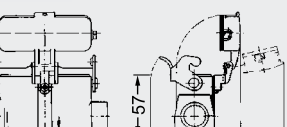


H16A with 1 lever on the hoods/housings



RAL 7037
Powder-coated, RAL 7037

		Dimensions mm	Metr.	PG	Type	Order No.
Hoods	Hood: Side entry 	Low construction 	M20 M25	Pg16 Pg21	H16A-TS-PG16 H16A-TS-PG21 H16A-TS-M20 H16A-TS-M25	1 31 916 0116 1 31 916 0121 1 31 916 0120 1 31 916 0125
		High construction 	M25	Pg21	H16A-TSH-PG21 H16A-TSH-M25	1 33 916 0121 1 33 916 0125
	Hood: Top entry 	Low construction 	M20 M25	Pg16 Pg21	H16A-TG-PG16 H16A-TG-PG21 H16A-TG-M20 H16A-TG-M25	1 32 916 0116 1 32 916 0121 1 32 916 0120 1 32 916 0125
		High construction 	M25	Pg21	H16A-TGH-PG21 H16A-TGH-M25	1 34 916 0121 1 34 916 0125
	Protection covers for hoods 				H16A-KDT	1 01 916 1001
	Housings	Bulkhead mounted 				H16A-AG
with protection cover 					H16A-AD	1 51 916 0000
Surface mounted: Side entry 		1 side entry 	M20 M25	Pg16 Pg21	H16A-SGR-PG16 H16A-SGR-PG21 H16A-SGR-M20 H16A-SGR-M25	1 61 916 0116 1 61 916 0121 1 61 916 0120 1 61 916 0125
		2 side entry 	M20 M25	Pg16 Pg21	H16A-SGR-2PG16 H16A-SGR-2PG21 H16A-SGR-2M20 H16A-SGR-2M25	1 61 916 0216 1 61 916 0221 1 61 916 0220 1 61 916 0225
		with protection cover 	M20 M25	Pg16 Pg21	H16A-SDR-PG16 H16A-SDR-PG21 H16A-SDR-M20 H16A-SDR-M25	1 62 916 0116 1 62 916 0121 1 62 916 0120 1 62 916 0125
		2 side entry 	M20 M25	Pg16 Pg21	H16A-SDR-2PG16 H16A-SDR-2PG21 H16A-SDR-2M20 H16A-SDR-2M25	1 62 916 0216 1 62 916 0221 1 62 916 0220 1 62 916 0225