




HMM Series

with polyamide insulating body

- UL94V-0
- disconnect by lever
- mounting onto PR/3 type rails according to IEC 60715 Std., "TH/35" type
- available in standard (grey RAL 7042 colour) or (Ex)i "intrinsic safety" circuits (blue RAL 5015 colour) versions, where indicated



The /GR tag indicates the grey colour version.

grey version	HMM.2/1+2/S/GR Cat. No. HMS20GR	HMM.2/2+2/A/GR Cat. No. HM170GR	HMM.2/2+2/S/GR Cat. No. HMS10GR
(Ex)i version			
TECHNICAL CHARACTERISTICS			
function / type	disconnect, 1 input and 2 outputs	disconnect (open), 2 inputs and 2 outputs	disconnect, 2 inputs and 2 outputs
rated cross-section (mm ²)	2,5	2,5	2,5
connecting capacity			
flexible (mm ²)	0,2 ÷ 4	0,2 ÷ 4	0,2 ÷ 4
rigid (mm ²)	0,2 ÷ 4	0,2 ÷ 4	0,2 ÷ 4
max. flexible with ferrule (mm ²)-ferrule type	2,5 - WP25/14	2,5 - WP25/14	2,5 - WP25/14
rated voltage / rated current / gauge conf. to IEC 60947-7-1	400 V / 16 A / A3	400 V / 16 A / A3	400 V / 16 A / A3
rated voltage / rated current / AWG UL	600 V / 20 A / 24-12 AWG	600 V / 20 A / 24-12 AWG	600 V / 20 A / 24-12 AWG
rated impulse withstand voltage / pollution degree	6 kV / 3	6 kV / 3	6 kV / 3
insulation stripping length (mm)	13	13	13
height / width / thickness	48 / 66 / 5,2	37 / 82 / 5,2	48 / 82 / 5,2
height / width / thickness	56 / 66 / 5,2	45 / 82 / 5,2	56 / 82 / 5,2
height / width / thickness	-	-	-

APPROVALS



ACCESSORIES	Type	Cat. No.	Type	Cat. No.	Type	Cat. No.
End sections	grey beige blue	HMT.2/1+2/PT/GR HM511GR	HMT.2/2+2/PT/GR HM521GR	HMT.2/2+2/PT/GR HM521GR	HMT.2/2+2/PT/GR HM521GR	HMT.2/2+2/PT/GR HM521GR
Permanent cross connection	-	-	-	-	-	-
Rated current carrying capacity of jumper (A)	-	-	-	-	-	-
Multiple common bar	250 mm	-	-	-	-	-
Shunting screw and sleeve	-	-	-	-	-	-
Coloured partition	red, green, white	DFH/2 DH02..	DFH/3 DH03..	DFH/3 DH03..	DFH/3 DH03..	DFH/3 DH03..
Cross connection barrier	red	-	-	-	-	-
Test plug socket	-	-	-	-	-	-
Test plug	-	SDD/1 DD001	SDD/1 DD001	SDD/1 DD001	SDD/1 DD001	SDD/1 DD001
Modular test plug	-	SDH/5 DH005	SDH/5 DH005	SDH/5 DH005	SDH/5 DH005	SDH/5 DH005
End section for modular test plug	-	SH5/PT DH501	SH5/PT DH501	SH5/PT DH501	SH5/PT DH501	SH5/PT DH501
Numbering strip	-	SHZ/2 SH001	SHZ/2 SH001	SHZ/2 SH001	SHZ/2 SH001	SHZ/2 SH001
Screwdriver for the activation of the spring	-	CCH/2,5-4 CCH02	CCH/2,5-4 CCH02	CCH/2,5-4 CCH02	CCH/2,5-4 CCH02	CCH/2,5-4 CCH02
Warning plate	on adjacent terminal blocks	-	-	-	-	-
Marking tag	printed or blank	CNU/8 NU...	CNU/8 NU...	CNU/8 NU...	CNU/8 NU...	CNU/8 NU...
End bracket	-	BTU for PR/DIN and PR/3 BT005	BTU for PR/DIN and PR/3 BT005	BTU for PR/DIN and PR/3 BT005	BTU for PR/DIN and PR/3 BT005	BTU for PR/DIN and PR/3 BT005
	-	BTO BT007	BTO BT007	BTO BT007	BTO BT007	BTO BT007
	-	BT/3 for PR/3 only BT003	BT/3 for PR/3 only BT003	BT/3 for PR/3 only BT003	BT/3 for PR/3 only BT003	BT/3 for PR/3 only BT003
Mounting rail according to IEC 60715 Std.	-	-	-	-	-	-
	-	PR/3/AC of steel PR003	PR/3/AC of steel PR003	PR/3/AC of steel PR003	PR/3/AC of steel PR003	PR/3/AC of steel PR003
	-	PR/3/AS same with slots PR005	PR/3/AS same with slots PR005	PR/3/AS same with slots PR005	PR/3/AS same with slots PR005	PR/3/AS same with slots PR005