




















# HTE Series

## with polyamide insulating body

- UL94V-0
- mounting onto PR/3 type rails according to IEC 60715 Std., "TH/35" type
- for earth connection with yellow/green insulating body



yellow/green version	HTE.1	HTE.1/1+2	HTE.1/2+2
	Cat. No. <b>HT400</b>	Cat. No. <b>HT410</b>	Cat. No. <b>HT420</b>
<b>(Ex)j version</b>			
<b>TECHNICAL CHARACTERISTICS</b>			
function / type	earth	earth, 1 input and 2 outputs	earth, 2 inputs and 2 outputs
rated cross-section (mm <sup>2</sup> )	1,5	1,5	1,5
connecting capacity			
flexible (mm <sup>2</sup> )	0,2 ÷ 2,5	0,2 ÷ 2,5	0,2 ÷ 2,5
rigid (mm <sup>2</sup> )	0,2 ÷ 2,5	0,2 ÷ 2,5	0,2 ÷ 2,5
max. flexible with ferrule (mm <sup>2</sup> )-ferrule type	1,5 - WP15/14	1,5 - WP15/14	1,5 - WP15/14
rated voltage / rated current / gauge conf. to IEC 60947-7-1	- / - / B2	- / - / B2	- / - / B2
rated voltage / rated current / AWG UL	- / - / 26-14 AWG	- / - / 26-14 AWG	- / - / 26-14 AWG
rated impulse withstand voltage / pollution degree	8 KV / 3	8 KV / 3	8 KV / 3
insulation stripping length (mm)	10	10	10
height / width / thickness  TH/35 7,5 mm	43 / 50 / 4,2	43 / 61 / 4,2	43 / 65 / 4,2
height / width / thickness  TH/35 15 mm	51 / 50 / 4,2	51 / 61 / 4,2	51 / 65 / 4,2
height / width / thickness  G32	-	-	-
<b>APPROVALS</b>	    	    	    
<b>ACCESSORIES</b>	<b>Type</b> <b>Cat. No.</b>	<b>Type</b> <b>Cat. No.</b>	<b>Type</b> <b>Cat. No.</b>
End sections grey blue	<b>HMT.1/PT/GR</b> HM401GR	<b>HMT.1/1+2/PT/GR</b> HM411GR	<b>HMT.1/2+2/PT/GR</b> HM421GR
Permanent cross connection	-	-	-
Rated current carrying capacity of jumper (A)	<b>PTC/1/02</b> poles PTC0102	<b>PTC/1/02</b> poles PTC0102	<b>PTC/1/02</b> poles PTC0102
Cross-connection identification strip (100 mm) green	<b>PTC/1/03</b> poles PTC0103	<b>PTC/1/03</b> poles PTC0103	<b>PTC/1/03</b> poles PTC0103
Multiple common bar 250 mm	<b>PTC/1/05</b> poles PTC0105	<b>PTC/1/05</b> poles PTC0105	<b>PTC/1/05</b> poles PTC0105
Shunting screw and sleeve	<b>PTC/1/10</b> poles PTC0110	<b>PTC/1/10</b> poles PTC0110	<b>PTC/1/10</b> poles PTC0110
Coloured partition red, green, white	<b>PTC/1/00</b> (50 poles) PTC0100	<b>PTC/1/00</b> (50 poles) PTC0100	<b>PTC/1/00</b> (50 poles) PTC0100
Cross connection barrier red	<b>17,5</b>	<b>17,5</b>	<b>17,5</b>
Test plug socket	<b>PTC/SP</b> PTC0990	<b>PTC/SP</b> PTC0990	<b>PTC/SP</b> PTC0990
Test plug	-	-	-
Modular test plug	-	-	-
End section for modular test plug	-	-	-
Numbering strip	<b>DFH/1</b> DH01..	<b>DFH/2</b> DH02..	<b>DFH/3</b> DH03..
Screwdriver for the activation of the spring	<b>DFM/500</b> DF500	<b>DFM/500</b> DF500	<b>DFM/500</b> DF500
Warning plate on adjacent terminal blocks	-	-	-
Marking tag printed or blank	-	-	-
End bracket	<b>SHZ/1</b> SH004	<b>SHZ/1</b> SH004	<b>SHZ/1</b> SH004
Mounting rail according to IEC 60715 Std. 	<b>CCH/2,5-4</b> CCH02	<b>CCH/2,5-4</b> CCH02	<b>CCH/2,5-4</b> CCH02
	-	-	-
	<b>BTU</b> for PR/DIN and PR/3 BT005	<b>BTU</b> for PR/DIN and PR/3 BT005	<b>BTU</b> for PR/DIN and PR/3 BT005
	<b>BTO</b> BT007	<b>BTO</b> BT007	<b>BTO</b> BT007
	<b>BT/3</b> for PR/3 only BT003	<b>BT/3</b> for PR/3 only BT003	<b>BT/3</b> for PR/3 only BT003
	-	-	-
	<b>PR/3/AC</b> of steel PR003	<b>PR/3/AC</b> of steel PR003	<b>PR/3/AC</b> of steel PR003
	<b>PR/3/AS</b> same with slots PR005	<b>PR/3/AS</b> same with slots PR005	<b>PR/3/AS</b> same with slots PR005

To locate additional product specifications and technical drawings go to [www.asi-ez.com](http://www.asi-ez.com)