























HTE Series

with polyamide insulating body

- UL94V-0
- mounting onto PR/3 type rails according to IEC 60715 Std., "TH/35" type
- for earth connection with yellow/green insulating body



yellow/green version	HTE.2	HTE.2/1+2	HTE.2/2+2
	Cat. No. HT500	Cat. No. HT510	Cat. No. HT520
(Ex)i version			
TECHNICAL CHARACTERISTICS			
function / type	earth	earth, 1 input and 2 outputs	earth, 2 inputs and 2 outputs
rated cross-section (mm ²)	2,5	2,5	2,5
connecting capacity			
flexible (mm ²)	0,2 ÷ 4	0,2 ÷ 4	0,2 ÷ 4
rigid (mm ²)	0,2 ÷ 4	0,2 ÷ 4	0,2 ÷ 4
max. flexible with ferrule (mm ²)-ferrule type	2,5 - WP25/14	2,5 - WP25/14	2,5 - WP25/14
rated voltage / rated current / gauge conf. to IEC 60947-7-1	- / - / A3	- / - / A3	- / - / A3
rated voltage / rated current / AWG UL	- / - / 24-12 AWG	- / - / 24-12 AWG	- / - / 24-12 AWG
rated impulse withstand voltage / pollution degree	8 KV / 3	8 KV / 3	8 KV / 3
insulation stripping length (mm)	13	13	13
height / width / thickness  TH/35 7,5 mm	41 / 54 / 5,2	41 / 70 / 5,2	41 / 82 / 5,2
height / width / thickness  TH/35 15 mm	49 / 54 / 5,2	49 / 70 / 5,2	49 / 82 / 5,2
height / width / thickness  G32	-	-	-
APPROVALS	     	     	     
ACCESSORIES			
End sections grey/blue	Type Cat. No.	Type Cat. No.	Type Cat. No.
Permanent cross connection	HMT.2/PT/GR HM501GR	HMT.2/1+2/PT/GR HM511GR	HMT.2/2+2/PT/GR HM521GR
Rated current carrying capacity of jumper (A)	PTC/03/02 poles PTC0302	PTC/03/02 poles PTC0302	PTC/03/02 poles PTC0302
Cross-connection identification strip (100 mm) green	PTC/03/03 poles PTC0303	PTC/03/03 poles PTC0303	PTC/03/03 poles PTC0303
Multiple common bar 250 mm	PTC/03/05 poles PTC0305	PTC/03/05 poles PTC0305	PTC/03/05 poles PTC0305
Shunting screw and sleeve	PTC/03/10 poles PTC0310	PTC/03/10 poles PTC0310	PTC/03/10 poles PTC0310
Coloured partition red, green, white	PTC/03/00 (47 poles) PTC0300	PTC/03/00 (47 poles) PTC0300	PTC/03/00 (47 poles) PTC0300
Cross connection barrier red	24	24	24
Test plug socket	PTC/SP PTC0990	PTC/SP PTC0990	PTC/SP PTC0990
Test plug	-	-	-
Modular test plug	DFH/1 DH01..	DFH/2 DH02..	DFH/3 DH03..
End section for modular test plug	-	-	-
Numbering strip	SDD/1 DD001	SDD/1 DD001	SDD/1 DD001
Screwdriver for the activation of the spring	-	-	-
Warning plate on adjacent terminal blocks	SHZ/2 SH001	SHZ/2 SH001	SHZ/2 SH001
Marking tag printed or blank	CCH/2,5-4 CCH02	CCH/2,5-4 CCH02	CCH/2,5-4 CCH02
End bracket	-	-	-
Mounting rail according to IEC 60715 Std. 	CNU/8 NU...	CNU/8 NU...	CNU/8 NU...
	BTU for PR/DIN and PR/3 BT005	BTU for PR/DIN and PR/3 BT005	BTU for PR/DIN and PR/3 BT005
	BTO BT007	BTO BT007	BTO BT007
	BT/3 for PR/3 only BT003	BT/3 for PR/3 only BT003	BT/3 for PR/3 only BT003
	-	-	-
	PR/3/AC of steel PR003	PR/3/AC of steel PR003	PR/3/AC of steel PR003
	PR/3/AS same with slots PR005	PR/3/AS same with slots PR005	PR/3/AS same with slots PR005

To locate additional product specifications and technical drawings go to www.asi-ez.com