



Amplified Inductive Sensors Ø 18

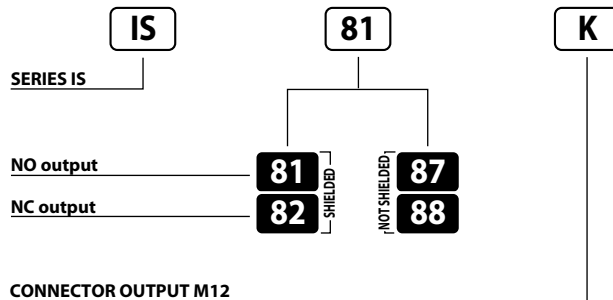
AMPLIFIED INDUCTIVE SENSORS 24÷230 VAC 2 WIRES NO OR NC OUTPUT

- Two wires, 24-230 VAC
- Cable or M12 quick-connect
- Mini output current 20mA
- Maxpeak (20ms) 1.5A
- 300mA max output

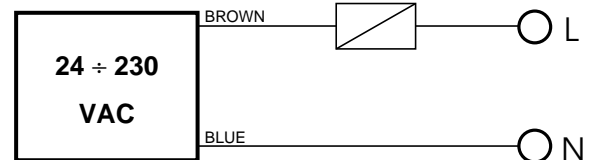
IS Series



Identification code



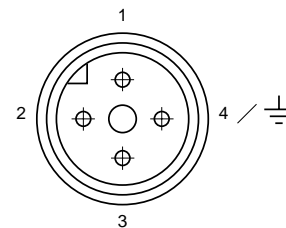
Wiring diagrams



Warning: Short circuit in the output is not possible. Wrong supply cables connections can irreparably damage the detector. Therefore sensors whose output status is short-circuited will not be substituted under warranty.

	SHIELDED	NOT SHIELDED
NOMINAL SWITCHING DISTANCE (Sn)	5 mm	8 mm
NOMINAL VOLTAGE	24 ÷ 230 VAC (-15/+10%)	
NET FREQUENCY	50 ÷ 60 Hz	
HYSTERESIS	< 10%	
MAX. OUTPUT CURRENT	300 mA	
MIN. OUTPUT CURRENT	20 mA	
MAX. CURRENT PEAK (20 ms)	1,5 A	
RESIDUAL CURRENT	< 1 mA	
VOLTAGE DROP (Sensor ON)	< 6 V (I = 100 mA)	
OPERATION LED	Yellow	
SWITCHING FREQUENCY	12 Hz	
START UP DELAY	≤ 300 mS	
REPEATABILITY	≤ 3%	
TEMPERATURE LIMITS	-25 ÷ +70 °C	
PROTECTION DEGREE	IP 67	
CABLE LENGTH	2 m	
CABLE SECTION	2 x 0.25 mm ²	
HOUSING MATERIAL	Nickel-plated brass	
WEIGHT - Cable output -	145 g	
WEIGHT - K connector output -	95 g	

Connection with connector M12 (K)



View of quadrupole male connector.

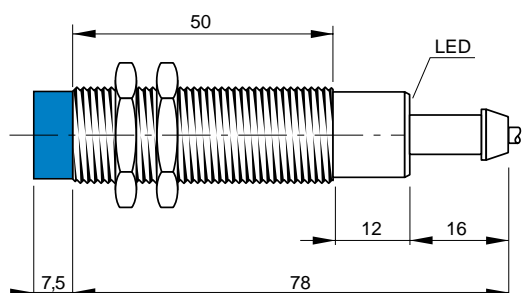
CONTACTS CONFIGURATION

Available	Contacts numbers			
	1	2	3	4
(NO or NC)	L		N	

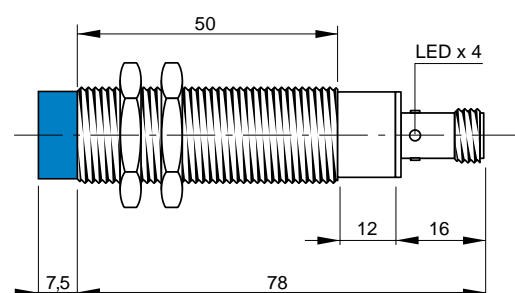
Note: The K plug is compatible with the following connectors VAUDEHA, BINDER, HIRSCHMANN, LUMBERG, AMPHENOL-TUCHEL.

Dimensions (mm)

CONFIGURATION WITH CABLE



CONFIGURATION WITH CONNECTOR K



Note: the front part in blue refers to not shielded models

To locate additional product specifications and technical drawings go to www.asi-ez.com