

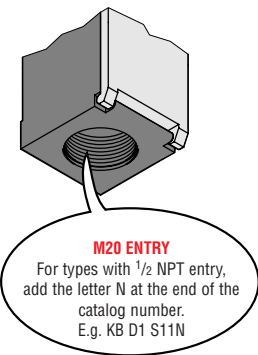
Position and safety switches

KB plastic series and KM metal series limit switches dimensions to EN 50047

Roller side push lever



KB D1, KB D2
KM D1, KM D2



Contacts	Roller material	Catalog number [Ⓜ]	
		Plastic body	Metal body
1NO+1NC Snap action [Ⓛ]	Plastic	KB D1 S11	KM D1 S11
	Metal	KB D2 S11	KM D2 S11
2NC Snap action [Ⓛ]	Plastic	KB D1 S02	KM D1 S02
	Metal	KB D2 S02	KM D2 S02
1NO+1NC Slow break make before break [Ⓛ]	Plastic	KB D1 A11	KM D1 A11
	Metal	KB D2 A11	KM D2 A11
1NO+1NC Slow break [Ⓛ]	Plastic	KB D1 L11	KM D1 L11
	Metal	KB D2 L11	KM D2 L11
2NC Slow break [Ⓛ]	Plastic	KB D1 L02	KM D1 L02
	Metal	KB D2 L02	KM D2 L02
2NO Slow break	Plastic	KB D1 L20	KM D1 L20
	Metal	KB D2 L20	KM D2 L20
1NO+2NC Slow break [Ⓛ]	Plastic	KB D1 L12	KM D1 L12
	Metal	KB D2 L12	KM D2 L12
2NO+1NC Slow break [Ⓛ]	Plastic	KB D1 L21	KM D1 L21
	Metal	KB D2 L21	KM D2 L21
3NC Slow break [Ⓛ]	Plastic	KB D1 L03	KM D1 L03
	Metal	KB D2 L03	KM D2 L03

Ø11x4mm = 0.43x0.16in

[Ⓛ] Direct (positive) operating operation ⊖; safety function according to IEC/EN 60947-5-1.

[Ⓜ] Contact Sales & Technical Support for details and pricing.

General characteristics

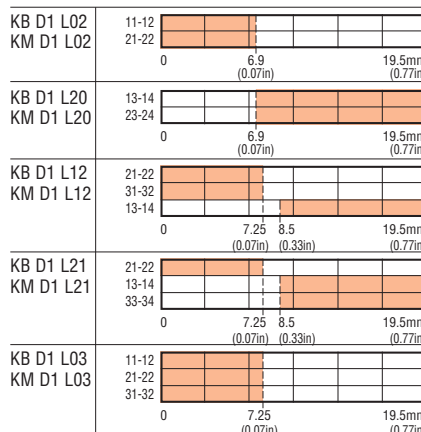
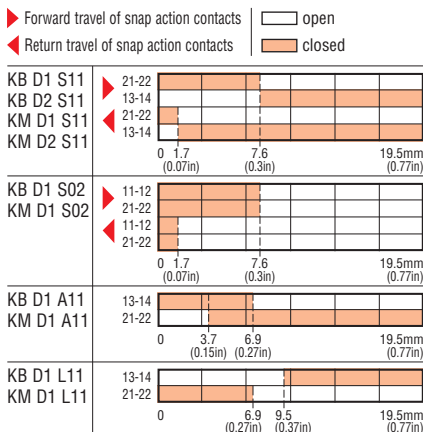

The LOVATO ELECTRIC limit switches have been designed to satisfy requirements comprising quick installation, wiring ease, simple setup, modularity, sturdiness and constant reliability. The body cover has a captive closing screw and is hinged at the bottom and removable. The innovative locking bayonet mechanism consents to remove and reposition the operating head in the required configuration with no tools. The heads have axial rotation of 45° angles. The auxiliary contact blocks are removable assuring remarkable wiring simplicity. The heads are made of metal while the body housing of self-extinguishing polymer thermoplastic for the KB types or of aluminum-zinc alloy (zama) for the KM types.

Operational characteristics

- Maximum operating rate: 3600 cy/h
- Switching time: 0.5-1.5m/s
- Mechanical life: >10 million cycles
- Rated thermal current Ith: 10A
- UL designation: A600 Q300
- Rated insulation voltage Ui: 690V
- Rated impulse withstand voltage Uimp: 6kV
- Class II insulation
- Contact capacity: <10mΩ
- Short-circuit backup protection:
 - slow-blow fuse: 10A aM maximum admissible size
 - quick fuse: 16A gG maximum admissible size
- Wire connection: Self-releasing screw terminal
- Degree of protection:
 - IP20 for terminals
 - IP65 for body housing
- Operators of aluminum-zinc alloy
- Housing:
 - KB series - Self-extinguishing double-insulation polymer thermoplastic
 - KM series - Aluminum-zinc alloy
- Wire entry: M20 standard supplied; 1/2 NPT available (see the side note for details)
- Operating head fixing: Locking bayonet insert
- Operating force: 29 oz / 6N
- Operating temperature: -13° to +160°F (-25 to +70°C)
- Storage temperature: -40° to +160°F (-40 to +70°C)
- Pollution degree: 3 (suitable for dirty ambient).

Certifications and compliance

Certifications: cULus pending.
Compliant with standards: IEC/EN 60947-5-1, EN 50047, IEC/EN 60204-1, IEC/EN 60081-1.



To locate additional product specifications and technical drawings go to www.asi-ez.com