

S8 SERIES

The new **S8** series of compact sensors offers excellent detection performances, usually associated with sensors that have larger dimensions and a higher price. The **S8** series is able to solve the most critical sensor applications. A solution for packaging lines, food and beverage industries, automotive, test and assembling machines and electronic plants. Laser models with coaxial polarized retroreflex and background suppression are available. Base models with LED emission are also offered featuring polarized retroreflex, diffuse proximity, background suppression, coaxial polarized retroreflex for transparent and contrast sensors. The Laser versions present extremely focused spot lower than to 1 mm and switching frequencies that are amongst the highest on the market reaching 10 kHz. The contrast sensor is the most compact sensor available today with RGB emission and coaxial optics. Connector M8 or M12 'pig-tail' versions are available.



SENSORS



HIGHLIGHTS

- Compact dimensions (14x42x25 mm)
- Up to 10 kHz switching frequency
- Extremely focussed spot, under 1 mm (Laser vers.)
- Very high resolutions
- Coaxial versions

www.asi-ez.com

APPLICATIONS

Automotive



Beverage & Bottling



Packaging lines



The Laser versions present extremely focused spot inferior to 1 mm and switching frequencies that are amongst the highest on the market reaching 10 kHz. Offering excellent reading repeatability, and the object can be 'detected' always in the same position!

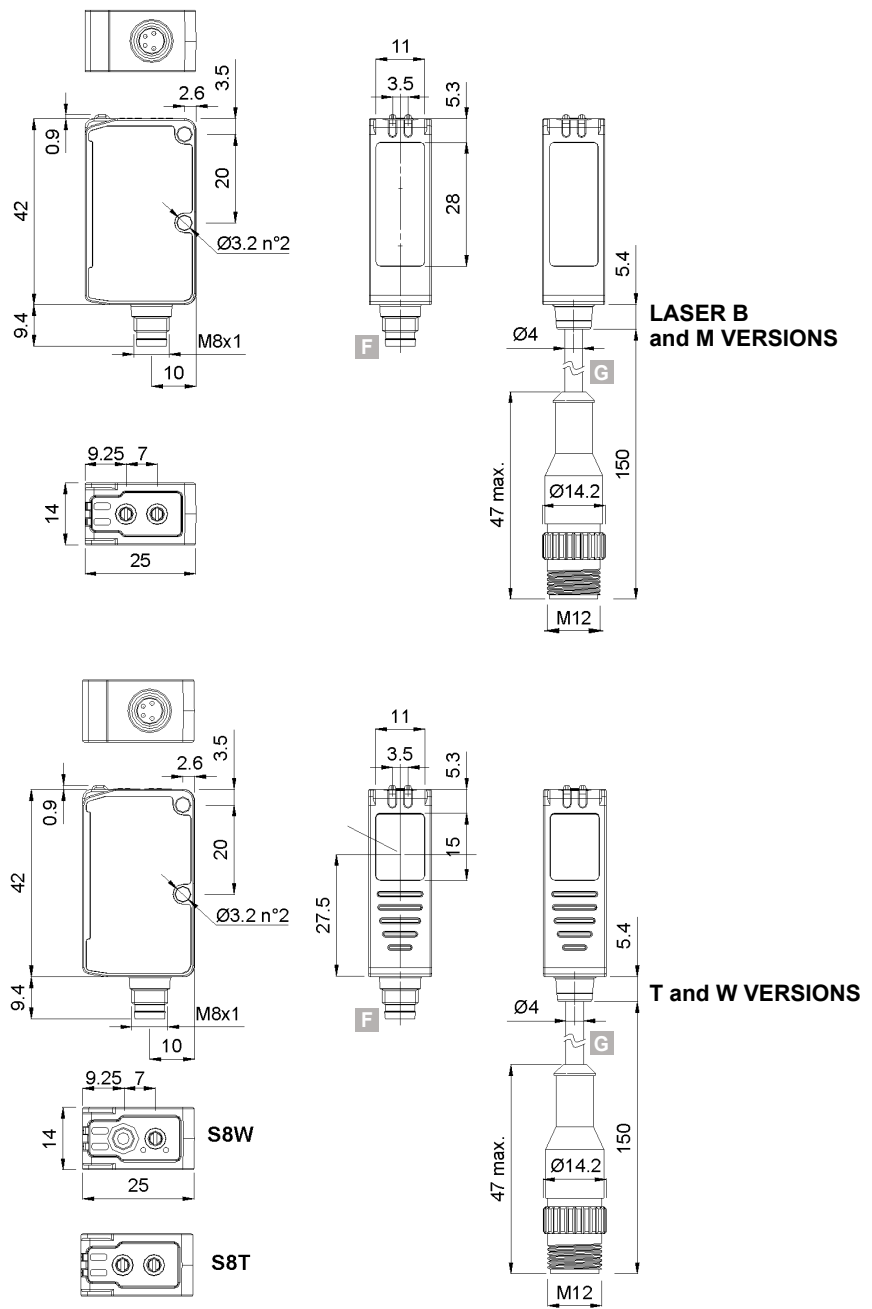
The coaxial retroreflex version with LED emission guaranteeing an excellent resolution in detecting transparent objects that, associated to a 2 kHz frequency and ALARM output for dirty lenses, offer great reliability and plant productivity.

The contrast sensor is the most compact sensor with RGB emission and coaxial optics available today on the market, offering excellent detection resolution and field of depth typical of sensors with a higher price/dimension ratio.

The retroreflex modes offer an additional alarm signal for received signal problems or dirty lenses.

www.asi-ez.com

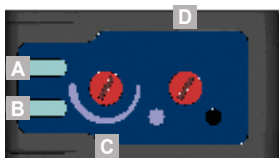
DIMENSIONS



INDICATORS AND SETTINGS

S8...M / B / C / T01

S8...W / T53

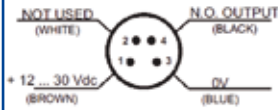


- A** Output status LED
- B** Ready LED or Power ON LED
- C** Sensitivity adjustment trimmer
- D** Dark/light trimmer
- E** Delay trimmer
- F** M8 connector
- G** M12 pig-tail connector
- H** SET push-button

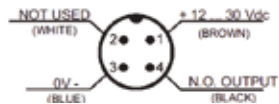
CONNECTIONS

S8...M/C

M8 connector

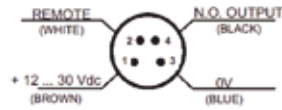


M12 connector

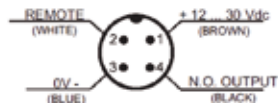


S8...W/T53

M8 connector

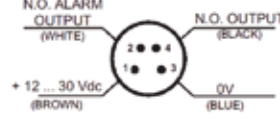


M12 connector

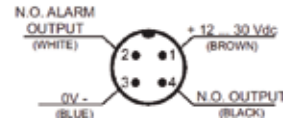


S8...T01/B01 / S8B-Laser

M8 connector

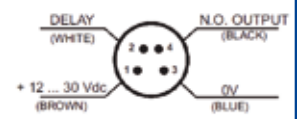


M12 connector

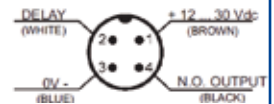


S8M-Laser

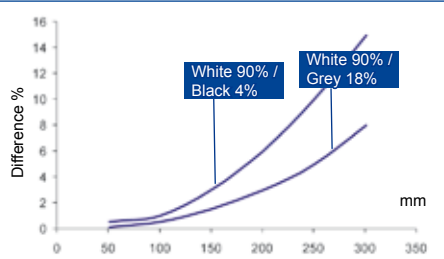
M8 connector



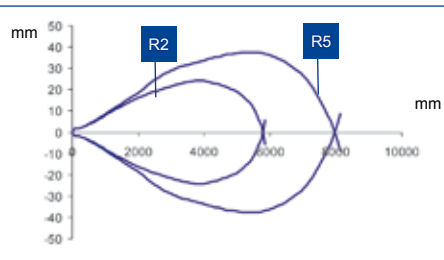
M12 connector



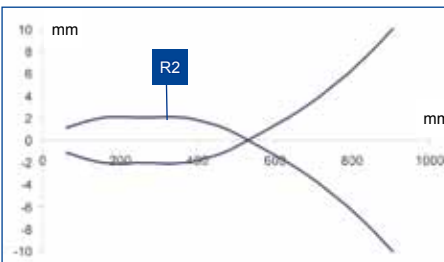
DETECTION DIAGRAMS



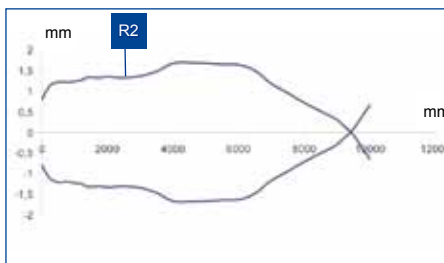
Background suppression



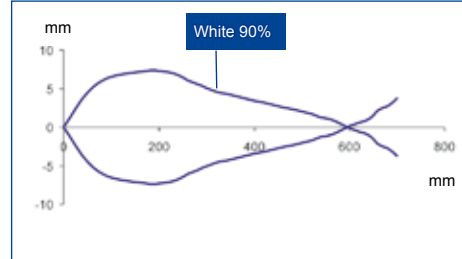
Polarized retroreflex



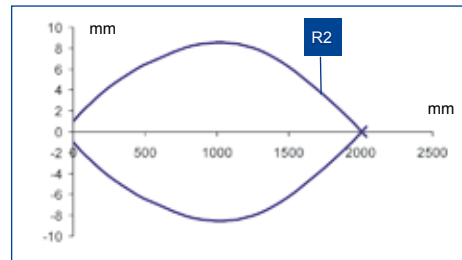
Coaxial polarized retroreflex for transparents - T01



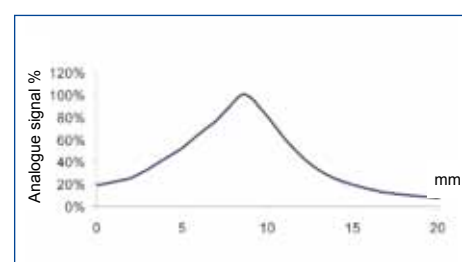
Laser coaxial polarized retroreflex



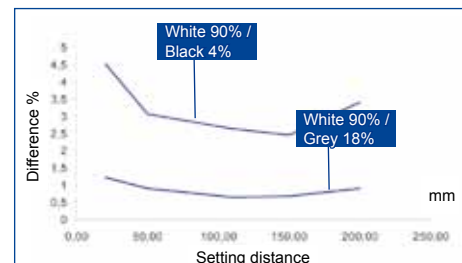
Diffuse proximity



Coaxial polarized retroreflex for transparents - T53



Contrast sensor



Laser background suppression

TECHNICAL DATA OF MODELS WITH LED EMISSION

		S8-PR-5-B01-xx	S8-PR-3-B01-xx	S8-PR-5-M01-xx	S8-PR-3-M01-xx	S8-PR-5-C01-xx	S8-PR-3-C01-xx	S8-PR-5-T51-xx	S8-PR-3-T51-xx	S8-PR-5-T53-xx	S8-PR-5-W03-xx	S8-PR-3-W03-xx
Polarized retroreflex operating distance:	0 ... 5 m (on R2)	•	•									
Background suppression op. distance:	50 ... 300 mm			•	•							
Difuse proximity operating distance:	0 ... 500 mm					•	•					
RRX for transparent op. distance:	50 ... 800 mm							•	•			
	0 ... 2000 mm									•		
Constrast sensor operating distance:	9 ± 3 mm										•	•
Power supply:	12 ... 30 Vdc	•	•	•	•	•	•	•	•	•	•	•
Ripple:	≤ 2 Vpp	•	•	•	•	•	•	•	•	•	•	•
Consumption:	15 mA max.							•	•			
	30 mA max.	•	•	•	•	•	•			•	•	•
Light emission:	red LED 660 nm	•	•	•	•	•	•	•	•			
	blue LED 465nm/green LED 520nm/red LED 630nm										•	•
Spot dimension:	3 x 1 mm ²										•	•
	refer to diagrams for the other models	•	•	•	•	•	•	•	•	•		
Setting:	monoturn trimmer for dark/light selection	•	•	•	•	•	•	•	•	•		
	monoturn trimmer for delay OFF 20msec. sel.										•	•
	monoturn sensitivity adjustment trimmer	•	•			•	•	•	•			
	multiturn trimmer (8 turns)			•	•							
	SET push-button										•	•
Indicators:	yellow OUTPUT LED	•	•	•	•	•	•	•	•	•	•	•
	green READY LED										•	•
	green POWER ON LED	•	•	•	•	•	•	•	•			
Output type:	PNP or NPN, N.O./N.C.	•	•	•	•	•	•	•	•	•	•	•
	ALARM OUTPUT (PNP/NPN)	•	•					•	•			
Output current:	≤ 100 mA	•	•	•	•	•	•	•	•	•	•	•
Saturation voltage:	≤ 2 V	•	•	•	•	•	•	•	•	•	•	•
Response time:	50 μs										•	•
	250 μs							•	•	•		
	500 μs	•	•			•	•					
	1 ms			•	•							
Max. switching frequency:	10 kHz										•	•
	2 kHz							•	•	•		
	1 kHz	•	•			•	•					
	500 Hz			•	•							
Operating mode:	selectable dark/light	•	•	•	•	•	•	•	•	•	•	•
Connection:	M8 4-pole connector	•		•		•		•		•	•	
	M12 4-pole, Ø 4 mm, pig-tail		•		•		•		•			•
Mechanical protection:	IP67	•	•	•	•	•	•	•	•	•	•	•
Protection devices:	A, B	•	•	•	•	•	•	•	•	•	•	•
Housing material:	ABS	•	•	•	•	•	•	•	•	•	•	•
Lens material:	window in glass							•	•	•	•	•
	lenses in PC	•	•	•	•	•	•				•	•
	lens in glass							•	•	•		
Weight:	12 g max. connector version	•		•		•		•		•	•	
	50 g max. pig-tail version		•		•		•		•			•
Operating temperature:	-10 ... +55°C	•	•	•	•	•	•	•	•	•	•	•
Storage temperature:	-20 ... +70°C	•	•	•	•	•	•	•	•	•	•	•
Reference standard:	EN 60947-5-2	•	•	•	•	•	•	•	•	•	•	•



US LISTED PENDING



TECHNICAL NOTES

¹ Average life of 100.000 h with TA = +25 °C

² A - reverse polarity protection

B - overload and short-circuit protection

TECHNICAL DATA OF MODELS WITH LASER EMISSION

		S8-PH-5-B51-xx	S8-PH-3-B51-xx	S8-PH-5-M01-xx	S8-PH-3-M01-xx
Coaxial retroreflex operating distance:	0 ... 10 m (su R2)	•	•		
Background suppression operative distance:	20 ... 200 mm			•	•
Power supply:	12 ... 30 Vdc	•	•	•	•
Ripple:	≤ 2 Vpp	•	•	•	•
Consumption:	≤ 30 mA	•	•	•	•
Light emission:	red Laser 645...665 nm	•	•	•	•
	class II EN 60825-1	•	•	•	•
	class II CDRH21 CFR 1040.10	•	•	•	•
Spot dimension:	≤ 0.2 mm at 110 mm			•	•
	≤ 0.5 mm at 400 mm	•	•		
Focussing point:	110 mm			•	•
	400 mm	•	•		
Setting:	monoturn sensitivity adjustment trimmer	•	•		
	multi-turn sensitivity adjustment trimmer			•	•
	monoturn trimmer for dark/light selection	•	•	•	•
Indicators:	yellow OUTPUT LED	•	•	•	•
	green POWER ON LED	•	•	•	•
Output type:	PNP or NPN, N.O./N.C.	•	•	•	•
	ALARM OUTPUT (PNP/NPN)	•	•		
Output current:	≤ 100 mA	•	•	•	•
Saturation current:	≤ 2 V	•	•	•	•
Response time:	50 μs	•	•		
	100 μs			•	•
Max. switching frequency:	5 kHz			•	•
	10 kHz	•	•		
Operating mode:	selectable dark/light	•	•	•	•
Connection:	M8 4-pole connector	•		•	
	M12 4-pole, Ø 4 mm, pig-tail		•		•
Mechanical protection:	IP67	•	•	•	•
Protection devices:	A, B	•	•	•	•
Housing material:	ABS	•	•	•	•
Lens material:	window in PMMA	•	•	•	•
	lenses in PC	•	•	•	•
Weight:	12 g max. connector version	•		•	
	50 g max. pig-tail version		•		•
Operating temperature:	-10 ... +55°C	•	•	•	•
Storage temperature:	-20 ... +70°C	•	•	•	•
Reference standard:	EN 60947-5-2,	•	•	•	•
	EN 60825-1, CDRH21 CFR 1040.10	•	•	•	•



TECHNICAL NOTES

¹ Average life of 50.000 h with TA = +25 °C

² A - reverse polarity protection

B - overload and short-circuit protection



www.asi-ez.com

877-650-5160

PO BOX 1340, Mechanicsburg PA 17055