

Fuse-holders with LED circuit

with UL94V-0 polyamide insulating body

- for $\varnothing 5 \times 20$ mm fuses, with possibility to detect the fuse blow-out status, by means of a LED microcircuit (CIL...)
- universal mounting onto both PR/DIN and PR/3 type rails - according to IEC 60715 Std., "G32" and "TH/35" types
- with non-polarised LED microcircuits (CIL) to operate under a.c and/or d.c. and to detect the fuse blow-out status
- available in beige RAL 1001 colour



(*) value referred to the insulation characteristics of the terminal



F5 $\varnothing 5 \times 20$ mm fuse
(250 V - 5 A max)








CIL... circuit

The terminal block is equipped with a lever suited for the housing of our **F5** type - $\varnothing 5 \times 20$ mm **fuse**.

Non-polarized LED microcircuits (CILs) are inserted in an appropriate housing of the lever.



The interruption of the fuse determines the ignition of the LED.

Various versions, according to different voltages, are available.

beige version	
TECHNICAL CHARACTERISTICS	
function / type	
rated cross-section	(mm ²)
connecting capacity	
flexible	(mm ²)
rigid	(mm ²)
max. flexible with ferrule (mm ²)-ferrule type	
rated voltage / rated current / gauge	conf. to IEC 60947-7-1
rated voltage / rated current / AWG / tightening torque value	UL
(Ex e) rated voltage  / 	(V)
rated impulse withstand voltage / pollution degree	
insulation stripping length	(mm)
tightening torque value (test / max)	(Nm)
height / width / thickness	 TH/35 7,5 mm
height / width / thickness	 TH/35 15 mm
height / width / thickness	 G32

APPROVALS

ACCESSORIES	
End sections	beige blue
Permanent cross connection	
Switchable cross connection	
Multiple common bar	250 mm
Shunting screw and sleeve	
Coloured partition	red, green, white
Cross connection barrier	red
Test plug socket	
Test plug	
Numbering strip	
Miniature fuse	$\varnothing 5 \times 20$ mm
Conducting element	
LED circuit	non-polarized

Marking tag	printed or blank
End bracket	
Mounting rail according to IEC 60715 Std.	
	

SFR.4/C12 Cat. No. SF912 with 12V non-polarized LED circuit
SFR.4/C24 Cat. No. SF924 with 24V non-polarized LED circuit
fuse-holder with LED
4
0,2 ÷ 6
0,2 ÷ 6
4 - WP40/16
800 V (*) / 6,3 A max / A4
600 V / 6,3 A / 20-12 AWG / 4,4 lb.in.
-
6 kV (*) / 3
11
0,5 / 1,2
52 / 52 / 8
60 / 52 / 8
56 / 52 / 8

Approvals referred to the standard version
(see page 32)

Type	Cat. No.
SFR/PT	SF701
-	
-	
-	
-	
DFU/3	DU03..
-	
-	
-	
-	
F5	FN...
CO/5	VL103
-	

CNU/8/51	NU0851
BTU for PR/DIN and PR/3	BT005
BT/DIN/PO for PR/DIN only	BT001
BT/3-BTO for PR/3 only	BT003-BT007
PR/DIN/AC of steel	PR001
PR/DIN/AS same with slots	PR004
PR/DIN/AL of aluminium	PR002
PR/3/AC for PR/DIN and PR/3	PR003
PR/3/AS same with slots	PR005

SFR.4/C48 Cat. No. SF948 with 48V non-polarized LED circuit
SFR.4/C115 Cat. No. SF915 with 115V non-polarized LED circuit
SFR.4/C230 Cat. No. SF923 with 230V non-polarized LED circuit
fuse-holder with LED
4
0,2 ÷ 6
0,2 ÷ 6
4 - WP40/16
800 V (*) / 6,3 A max / A4
600 V / 6,3 A / 20-12 AWG / 4,4 lb.in.
-
6 kV (*) / 3
11
0,5 / 1,2
52 / 52 / 8
60 / 52 / 8
56 / 52 / 8

Approvals referred to the standard version
(see page 32)

Type	Cat. No.
SFR/PT	SF701
-	
-	
-	
-	
DFU/3	DU03..
-	
-	
-	
-	
F5	FN...
CO/5	VL103
-	

CNU/8/51	NU0851
BTU for PR/DIN and PR/3	BT005
BT/DIN/PO for PR/DIN only	BT001
BT/3-BTO for PR/3 only	BT003-BT007
PR/DIN/AC of steel	PR001
PR/DIN/AS same with slots	PR004
PR/DIN/AL of aluminium	PR002
PR/3/AC for PR/DIN and PR/3	PR003
PR/3/AS same with slots	PR005