

NAMUR INDUCTIVE SENSORS

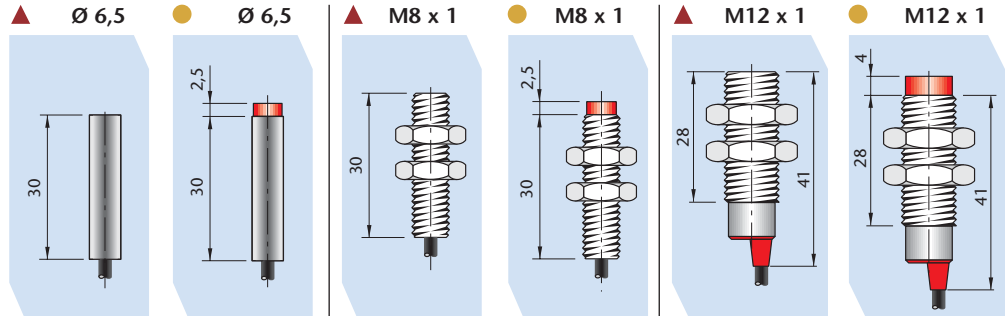


CYLINDRICAL HOUSING Ø 6.5 - M8-M12-M14-M18-M30
2 WIRES D.C. - VERSION N

- ▲ **EMBEDDABLE** (FLUSH MOUNTING)
- **NOT EMBEDDABLE** (NON FLUSH MOUNTING)

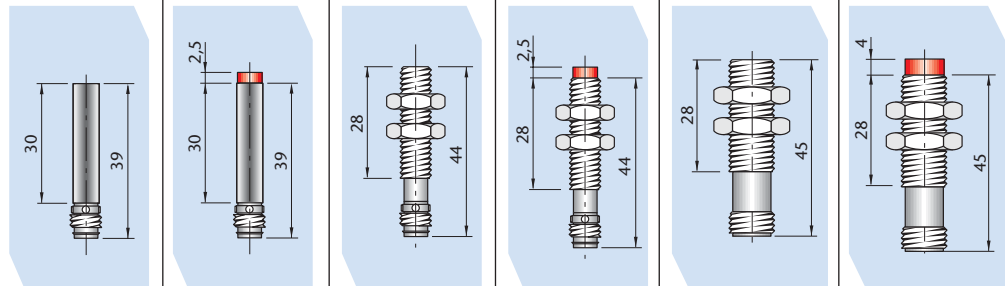
TECHNICAL CHARACTERISTICS

Dimensions mm



MODELS WITH CABLE

SI 6.5 - N1 SI 6.5 - NE2 SI 8 - N1 SI 8 - NE2 SI 12 - N2 SI 12 - NE4



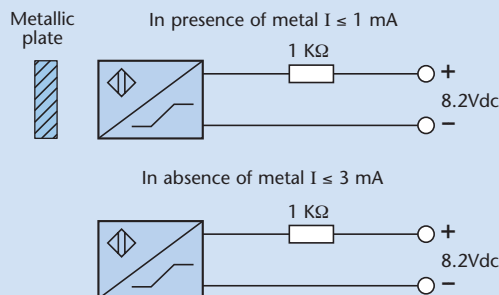
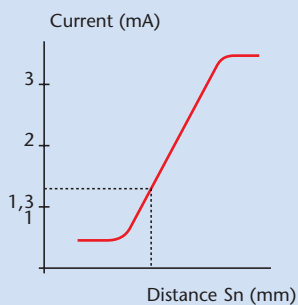
MODELS WITH CONNECTOR

SI 6.5 - N1 H1 SI 6.5 - NE2 H1 SI 8 - N1 H1 SI 8 - NE2 H1 SI 12 - N2 H SI 12 - NE4 H

Switching distance (Sn)	mm	1	2	1	2	2	4
Continuous voltage (residual ripple ≤10%)	V	8,2 ("5 ÷ 30" see note 1)					
Absorption current at 8.2V	mA	In presence of metal ≤ 1 mA - In absence of metal ≥ 3 mA					
Switching frequency	Hz	2000		2000		2000	
Repeatability	% of Sn	≤ 3					
Temperature limits	°C	-25 ÷ +70					
Degree of protection	IP	67 (With H1 - H depending on connector)					
Housing		Nickelled brass					
Cable PUR blue	2 m	2 x 0.25 mm ²		2 x 0.25 mm ²		2 x 0.25 mm ²	
Connector plug		H1		H1		H	

NAMUR DIN 19234 - EEx ia IIc T4 - NAMUR DIN 19234 - EEx ia IIc T4 - NAMUR DIN 19234 - EEx ia IIc T4 - NAMUR DIN 19234 - EEx ia IIc T4 -

WORKING PRINCIPLE



The NAMUR sensors are electronic devices whose absorbed current varies in the presence of a metallic object. The difference between these sensors and traditional sensors is the absence of amplifier trigger stages.

Note 1: In applications outside security conditions the sensors can be used in the 5-30Vdc range.

To locate additional product specifications and technical drawings go to www.asi-ez.com

NAMUR INDUCTIVE SENSORS



CONFORMING TO NAMUR STANDARDS (DIN 19234)
APPROVAL **EEx ia IIc T4***

M14 x 1	M14 x 1	M18 x 1	M18 x 1	M30 x 1.5	M30 x 1.5
SI 14 - N3	SI 14 - NE5	SI 18 - N5	SI 18 - NE8	SI 30 - N10	SI 30 - NE15
-	-	SI 18 - N5 H	SI 18 - NE8 H	SI 30 - N10 H	SI 30 - NE15 H
3	5	5	8	10	15

8,2 ("5 ÷ 30" see note 1 at page 6)

In presence of metal ≤ 1 mA - In absence of metal ≥ 3 mA

2000

1000

500

≤ 3

-25 ÷ +70

67 (With H depending on connector)

Nickelled brass

2 x 0.25 mm²

2 x 0.50 mm²

2 x 0.50 mm²

Non previsto

H

H

- NAMUR DIN 19234 - EEx ia IIc T4 - NAMUR DIN 19234 - EEx ia IIc T4 - NAMUR DIN 19234 - EEx ia IIc T4 - NAMUR DIN 19234 - EEx ia IIc T4 -

APPLICATIONS

The NAMUR (DIN 19234) proximity switches are electronic sensors whose absorbed current varies in the presence of metallic objects.

The reduced dimensions, the low values of voltage, current and impedance (unaffected by overvoltage and excessive current from inductive or capacitive sources), allows them to be used in various applications in both intrinsically safe and normal areas.

Applications in intrinsically safe areas (explosive atmospheres). *

The sensor must be used with an intrinsically safe relay or an equivalent static input suitable for intrinsically safe applications.

Standard applications (normal atmospheres).

The sensor must be used with AECO supply and amplifier units ALNC, ALN2 or similar.

* When ordering, add "Ex" (Es. SI8-N1 Ex).



To locate additional product specifications and technical drawings go to www.asi-ez.com