


# Wiring Duct

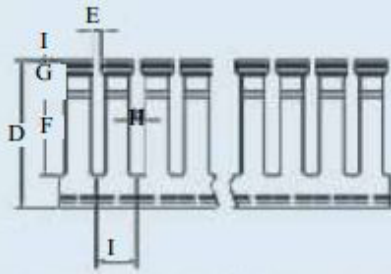
Premium Wire Duct at a Price You Can Afford

Start saving time and money immediately when you purchase the NEW ASI wiring duct direct from ASI or from one of our many distributors. Over 6,000 customers have come to expect high quality products at great prices from ASI and now you can add wire duct as another way to save. The NEW UL approved wire duct from ASI provides all the features you seek, is available in a standard color of gray and can be ordered in Blue, Black and White with open wire slots or solid wall. A wide range of sizes are available, and if your application calls for the same specific length every time; we can even provide it already cut to the correct length ready for installation.

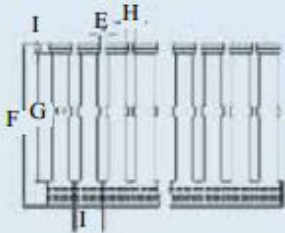
011700653	Wiring Duct slotted wall, .98" x .98" (25 x 25 mm), Light Gray
011700629	Wiring Duct slotted wall, .98" x 1.57" (25 x 40 mm), Light Gray
011701658	Wiring Duct slotted wall, .98" x 1.77" (25 x 45 mm), Light Gray
011700657	Wiring Duct slotted wall, .98" x 2.36" (25 x 60 mm), Light Gray
011701660	Wiring Duct slotted wall, .98" x 3.15" (25 x 80 mm), Light Gray
011701656	Wiring Duct slotted wall, .98" x 3.94" (25 x 100 mm), Light Gray
011700661	Wiring Duct slotted wall, 1.18" x 3.15" (30 x 80 mm), Light Gray
011700633	Wiring Duct slotted wall, 1.57" x 1.57" (40 x 40 mm), Light Gray
011700637	Wiring Duct slotted wall, 1.57" x 2.36" (40 x 60 mm), Light Gray
011700641	Wiring Duct slotted wall, 1.57" x 3.15" (40 x 80 mm), Light Gray
011700677	Wiring Duct slotted wall, 1.57" x 3.94" (40 x 100 mm), Light Gray
011701662	Wiring Duct slotted wall, 1.77" x 1.77" (45 x 45 mm), Light Gray
011701664	Wiring Duct slotted wall, 2.36" x 1.57" (60 x 40 mm), Light Gray
011700645	Wiring Duct slotted wall, 2.36" x 2.36" (60 x 60 mm), Light Gray
011700649	Wiring Duct slotted wall, 2.36" x 3.15" (60 x 80 mm), Light Gray
011700669	Wiring Duct slotted wall, 2.36" x 3.94" (60 x 100 mm), Light Gray
011701668	Wiring Duct slotted wall, 3.15" x 1.57" (80 x 40 mm), Light Gray
011701670	Wiring Duct slotted wall, 3.15" x 2.36" (80 x 60 mm), Light Gray
011700665	Wiring Duct slotted wall, 3.15" x 3.15" (80 x 80 mm), Light Gray
011701666	Wiring Duct slotted wall, 3.15" x 3.94" (80 x 100 mm), Light Gray
011701654	Wiring Duct slotted wall, 3.94" x 2.36" (100 x 60 mm), Light Gray
011700673	Wiring Duct slotted wall, 3.94" x 3.94" (100 x 100 mm), Light Gray

Solid Wall Available  
Colors Available

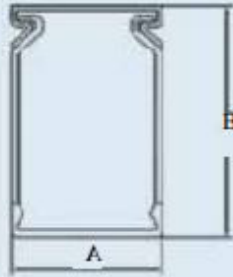




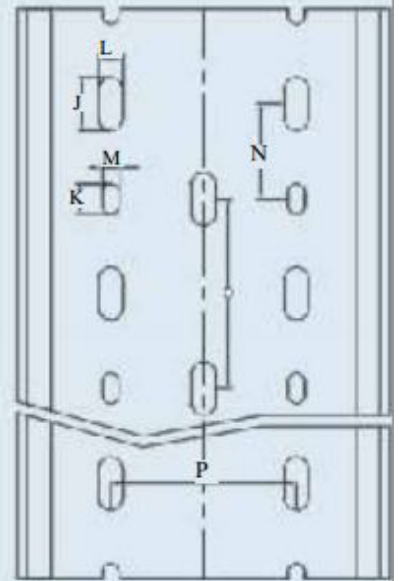
Single Restricted slot up to 50mm Height



Double Restricted slot for height from 60mm onwards



Single mounting pattern up to 60mm width



Triple mounting pattern for width from 80mm onwards

Duct Size		Dimensions (mm)										
A (W)	B(H)	D	E	F	G	H	I	J	K	L	M	N
25	25	22.2	2	10.80	3.40	4	10	14	8	6.5	4.5	25
25	40	37.2	2	25.80	3.40	4	10	14	8	6.5	4.5	25
25	60	57.5	2	45.55	3.40	4	10	14	8	6.5	4.5	25
30	80	77.8	2	54.90	3.50	4	10	14	8	6.5	4.5	25
40	40	37.2	2	25.80	3.40	4	10	14	8	6.5	4.5	25
40	60	57.5	2	45.55	3.40	4	10	14	8	6.5	4.5	25
40	80	77.8	2	54.90	3.50	4	10	14	8	6.5	4.5	25
40	100	97.8	2	83.60	3.50	4	10	14	8	6.5	4.5	25
60	60	57.5	2	45.55	3.40	4	10	14	8	6.5	4.5	25
60	80	77.8	2	54.90	3.50	4	10	14	8	6.5	4.5	25
60	100	97.8	2	83.60	3.50	4	10	14	8	6.5	4.5	25
80	80	77.8	2	54.90	3.50	4	10	14	8	6.5	4.5	25
100	100	97.8	2	83.60	3.50	4	10	14	8	6.5	4.5	25

### Formula for Calculating fill Capacity

$$\text{Numbers of Wires} = \frac{\text{Duct W x H}}{1.75 \times (\text{Wire O.D.})^2}$$

### Available in 4 Colors



## Typical raw material properties of Wiring Duct

Property	Units	ASTM Test	PVC
Specific Gravity		D792	1.43
IZOD Impact Strength	Kg.cm/cm	D256	7.5
Flexural Strength	Psi	D790	10900
Flexural Module	Psi	D790	382000
Tensile Strength	Psi	D838	5500
Compressive Strength	Psi	D895	8800
Water Absorption	24Hrs-%	D570	0.1
Hardness	Shore D	D785	78D
Dielectric Strength 50Hz, 25°C,s/t	Kv/mm	D149	36
Volume Resistivity	Ohm-cm	D257	6.1X10 <sup>4</sup>
Heat Deflecting °F @ 264 psi	°F	D648	158(70°C)